







Hebei I.T. (Shanghai) Co., Ltd.

STRIP SPECIFICATION

Order No.	Size (mm)	Color Temperature (K)	Wave Length (nm)	Brightness (lm)	Power (W/M)	2Ø1/2 Half intensity angle(°)	IP Rank	Picture
STRF4-3528-R60-12V	L5000*W8*H3	---	620-630	44-54	4.8W/M	120°	IP64	
STRF4-3528-G60-12V	L5000*W8*H3	---	585-595	44-54	4.8W/M	120°	IP64	
STRF4-3528-B60-12V	L5000*W8*H3	---	455-470	30-36	4.8W/M	120°	IP64	
STRF4-3528-Y60-12V	L5000*W8*H3	---	510-525	76-96	4.8W/M	120°	IP64	
STRF4-3528-W3-12V	L5000*W8*H3	2700-3300K	---	180-200	4.8W/M	120°	IP64	
STRF4-3528-W6-12V	L5000*W8*H3	5500-6500K	---	180-220	4.8W/M	120°	IP64	
STRF5-5050-R30-12V	L5000*W10*H3	---	620-630	200-240	7.2w/m	120°	IP64	
STRF5-5050-G30-12V	L5000*W10*H3	---	585-595	200-240	7.2w/m	120°	IP64	
STRF5-5050-B30-12V	L5000*W10*H3	---	455-470	150-190	7.2w/m	120°	IP64	
STRF5-5050-Y30-12V	L5000*W10*H3	---	510-525	220-260	7.2w/m	120°	IP64	
STRF5-5050-W3-12V	L5000*W10*H3	2700-3300K	---	200-230	7.2w/m	120°	IP64	
STRF5-5050-W6-12V	L5000*W10*H3	5500-6500K	---	300-320	7.2w/m	120°	IP64	
STRF4-3528-R60-12V-WP-T	L5000*W10*H5	---	620-630	44-54	4.8W/M	120°	IP66	
STRF4-3528-G60-12V-WP-T	L5000*W10*H5	---	585-595	44-54	4.8W/M	120°	IP66	
STRF4-3528-B60-12V-WP-T	L5000*W10*H5	---	455-470	30-36	4.8W/M	120°	IP66	
STRF4-3528-Y60-12V-WP-T	L5000*W10*H5	---	510-525	76-96	4.8W/M	120°	IP66	
STRF4-3528-W3-12V-WP-T	L5000*W10*H5	2700-3300K	---	180-200	4.8W/M	120°	IP66	
STRF4-3528-W6-12V-WP-T	L5000*W10*H5	5500-6500K	---	180-220	4.8W/M	120°	IP66	
STRF5-5050-R30-12V-WP-T	L5000*W12*H5	---	620-630	200-240	7.2w/m	120°	IP66	
STRF5-5050-G30-12V-WP-T	L5000*W12*H5	---	585-595	200-240	7.2w/m	120°	IP66	
STRF5-5050-B30-12V-WP-T	L5000*W12*H5	---	455-470	150-190	7.2w/m	120°	IP66	
STRF5-5050-Y30-12V-WP-T	L5000*W12*H5	---	510-525	220-260	7.2w/m	120°	IP66	
STRF5-5050-W3-12V-WP-T	L5000*W12*H5	2700-3300K	---	200-230	7.2w/m	120°	IP66	
STRF5-5050-W6-12V-WP-T	L5000*W12*H5	5500-6500K	---	300-320	7.2w/m	120°	IP66	



STRF5-5050-RGB-12V	L5000*W12*H5		Red 620-630 Green 585-590 Blue 455-470		7.2w/m	120°	IP64	
STRF5-5050-RGB-12V-WP-T	L5000*W12*H5		Red 620-630 Green 585-590 Blue 455-470		7.2w/m	120°	IP66	

Installation guide and flow chart:

Cut the length to required size

In order to get required length, you should cut strip according to the dotted line.

Connection between strips

Each strip (cropped included) is marked with two pads “+”、“-” on its head and tail. If strip A need to be connected with strip B, you should connect two “+” with red wire and two “-” with black wire.

Check connections

You should check connections carefully, and test “+” and “-” of the strip with multimeter to make sure it has the right connections.

Select the appropriate driving power

Strip with 12VDC power supply. The electric current of power is related to the total length of strip and calculated as following formula: Power (W) >= Total length (M) * Power of per meter

Power on

After about 1 minute, touch the surface temperature of driving power by hand, if you feel very hot, you should replace the driving power.

